






















































Barham Long Term Year Group Curriculum Overview

Year 1 2024-2025

Year group: 1		AUTUMN TERM			SPRING TERM			SUMMER TERM			
Learning to learn skills and half termly launch morning activity	Launch all 5 Rs	Respectful Activity: Creating different objects out of playdough in pairs.		Risk Taking Activity: Which risk is sensible/dangerous? Sorting out different types of risks thinking which are dangerous and sensible risks.	Resilience activity: Throw the bean bag in the hoop activity.	Resourceful Activity: Using a range of resources and strategies to move the action figure from one end of the table to another.		Reflective activity: Reflecting on a range of different activities and their learning, giving reasons for their answers.			
Enrichment links	Food tasting for Design and Technology.				Growing and Planting own seeds. Parent workshops for Maths and Phonics. Soft Start for parents to attend weekly reading sessions with their children in class.		Tapestry making linked to History. Soft Start for parents to attend weekly reading sessions with their children in class.				
Key & Lock 	Key: Lock:	Key: Plastic pollution Lock: March		Key: Community Clean Up Lock: Fairy tales Fiesta		Key: Lock:					
Core Texts & global goal	Ruby's Worry   The Jar of Happiness  	The Colour Monster   Look Up!  	Greta and the Giants   The Bog Baby  	There's a Rang-Tan  	Tidy   The Dot  	There's a Superhero in your   book	Fairy tales      	The Secret Sky Garden Somebody   Something Else  	Lights on Cotton Rock   The Wonder  	The Journey   Lubna and the Pebble  	

<div>English – genres & P.A.T .T (Purpose, Audience & Tone)</div> <div></div>			<div>Greta and the Giants P – To entertain A - Reception T – Narrative T- Informal</div> <div>The Bog Baby P – To entertain A - Reception T – Character Description T- Informal</div>	<div>There’s a Rang-Tan P – To entertain A – Reception T – Narrative T- Informal</div>	<div>Tidy P-To entertain A-Year 2 T- Narrative T- Informal</div> <div>The Dot P – To inform A - Reception T – Leaflet T- Informal</div>	<div>There’s a Superhero in your book P – To entertain A – Year 1 T – Poster T- Informal</div> <div>There’s a Superhero in your book P – To entertain A – Year 2 T – Comic T- Informal</div>	<div>Fairytales P – To entertain A – Reception T – Narrative T- Informal</div>	<div>The Secret Sky Garden P – To entertain A – Year 2 T – Setting description T- Informal</div> <div>The Secret Sky Garden P – To inform A – Year 2 T – Instructions- How to plant a flower T- Informal</div> <div>Somebody Else P – To inform A – Year 3 T – Poster</div>	<div>Lights on Cotton Rock P – To entertain/persuade A – Year 3 T –Letter T- Formal</div> <div>The Wonder P – To entertain A – Reception T – Narrative T- Informal</div>	<div>The Journey P – To entertain A – Year 2 T – Speech T- Formal</div> <div>Lubna and the Pebble P –To inform A –Year 1 T – Argument/Missing Poster T- Formal</div>	
<div>Maths</div> <div></div>	<div>Numbers to 10 Addition and subtraction within 10</div>	<div>Shape and patterns Numbers to 20 Addition and subtraction within 20</div>	<div>Time Exploring calculation strategies within 20 Numbers to 50</div>	<div>Addition and subtraction within 20 Fractions Measures: Length and mass</div>	<div>Numbers 50 to 100 and beyond Addition and subtraction Money</div>	<div>Multiplication and division Measures: Capacity and volume</div>					
<div>Science</div> <div></div>	<div>Seasonal changes</div>	<div>Everyday materials</div>	<div>Sensitive bodies</div>	<div>Comparing animals</div>	<div>Introduction to plants</div>	<div>Investigatring Science</div>					

History 			Medieval Times		How should we remember Pocohontas?	
Geography 		Weather and field skills		Comparing countries in the UK		Local area 'Wembley'
D.T. 		Cooking and nutrition - smoothies		Structures – windmills Mechanisms – moving storybook		Mechanisms – wheels and axles Textiles - puppets
Art 	Self- portraits. Artist: Pablo Picasso		Flora and Fauna		Playful Making	
RE 	Where do I belong? Single lesson: Diwali	Why is each person important in the Nativity story?	Who is God to the Jews	Why was Jesus welcomed like a king or celebrity by the crowds on Palm Sunday?	Is Shabbat important to Jewish children?	Does visiting a synagogue help Jewish children feel closer to God?
RSE 	Being Me in My World	Celebrating Differences	Dreams and Goals	Healthy Me	Relationships	Changing Me
Computing 	Technology around us	Digital painting	Moving a robot	Grouping data	Digital writing	Programming animations
Music 	Music Theory Lite with Keyboards L2 – KS1	Class Jam Lite L1 – KS1	Ukeleles- Lite L1 – KS1	Singing Lite L2 – KS1	Keyboards Lite L1 – KS1	Songwriting with Glockenspiels Lite L2 – KS1
PE 	Unit 1 Developing Fundamental Movements through Tag games	Unit 2 Exploring Manipulative Skills	Unit 3 Developing Functional Movement	Unit 4 Developing Manipulative Skills	Unit 5 Exploring Movement Concepts	Unit 6 Athletics Fundamentals